



SUBMITTAL/TECHNICAL DATA SHEET

DESCRIPTION

Clean and classic, featuring a completely removable front that utilizes magnetic technology. The Envisivent Removable Air Return Vent creates a smooth design for a more contemporary aesthetic, without the bulk of plastic or the hindrance of using visible screws. Meant to replace a vent cover for a 14" x 24" duct opening (if applicable) or wall cavity and fits into a 16" x 26" drywall opening.

APPLICATION

- Designed to be installed with 1/2" or 5/8" thick drywall
- Install anywhere on a wall where there are duct openings (if applicable)/or wall cavity both high (towards the ceiling) or low (towards the floor)

FEATURES


- Two rows of 34 straight horizontal slots, totaling 68 slots
- Over 124 square inches (800 square cm) of open vent area
- 4 magnetic tabs on the vent cover for easy removal
- Metal frame screws onto the face of your drywall
- Moisture, mold, and water resistant
- Primed and ready to paint
- Eco-friendly manufacturing and non-hazardous
- Frame Material: Satin Coat Galvanized Steel
- Vent Cover Material: Triple Fibre Reinforced Cement Board
- Designed to be installed with 1/2" or 5/8" thick drywall

SPECIFICATIONS

- Removable Air Return Vent Cover for duct opening size 14" x 30" (if applicable)/or wall cavity
- Fits into a drywall opening of 16" x 32"
- Overall Dimensions: 18.375" x 34.375" x 0.5"
- Vent Cover Dimensions: 15.875" x 31.875"
- Vented Opening Dimensions: 14" x 30"

SKU: **BAC-IG-MAG-C14X30**

ENVISIVENT REMOVABLE MUD-IN FLUSH MOUNT AIR RETURN



DIMENSIONS AND APPEARANCE

>> [CLICK TO VIEW ADDITIONAL DETAILS AND PRICING <<](#)



PRODUCT SPECIFICATIONS:

- Each slot size is 6.375" x 0.32"
- 86 straight horizontal vent slots
- Over 120 square inches (774.192 square cm) of open vent area



MATERIAL INFORMATION:

Raw Material: Cement, fibres, quartz sand, nonhazardous fillers
Density: 1.0<D ≤1.2 g/cm3
Asbestos Content: 100% asbestos-free
Fire resistance: non-combustible
Water Absorption: ≤40%
Resistant Bending Strength: ≤10.5 MPa dry
Moisture Movement: 0.25 %
Freeze Thaw: No distortion after 25 repeated cycles of freezing and thawing.

For a complete list of options visit www.BestAccessDoors.ca

PROJECT DATA

Custom Sizes Available - Fast!

Scan  or  Click



To view Pricing and Additional Product Info.

PROJECT NAME :	QTY	W	H	OPTIONS
ARCHITECT :				
DEALER :				
CONTRACTOR :				
LOCATION :	SPECIAL INSTRUCTIONS :			
DATE :				
TAGGING INSTRUCTIONS :	SUBMITTAL APPROVAL : (signature or stamp)			

TELEPHONE:
1-800-483-0823
FAX:
1-888-828-6021



385 WILSON STREET EAST,
SUITE 302
ANCASTER, ON, L9G 2C1
CANADA



WEBSITE:
www.BestAccessDoors.ca
E-MAIL:
info@bestaccessdoors.ca