




# SUBMITTAL/TECHNICAL DATA SHEET

SKU: **BAC-IG-MAG-S4X12**

## REMOVABLE WALL AND CEILING SUPPLY VENT

4" X 12" INVISAGRILLE



### DESCRIPTION

A premium flush mount supply vent cover for a 4"x12" duct. Complete with diffuser flaps to control your air flow, this cover fits into the drywall opening of 5"x13" and has a vented/slotted area of 3"x11".

### APPLICATION

- Designed for 1/2" and 5/8" thick drywall.
- Suitable for both wall and ceiling installation.
- Screws on to the face of your drywall.
- Once finished seaming over the flange, the product is ready to be primed and painted to your wall colour.
- The inserts comes primed white and ready for your paint colour.

### FEATURES

- Magnetic removable triple fibre reinforced cement board grill.
- 24 gauge galvanized satin coat steel frame complete with a beaded edge and adjustable diffuser.
- 4 rare earth magnets (0.250" diameter x 0.060" thick).
- Easy installation, primed and ready to paint.
- Rectangular straight vent slots.
- Fire Rated, non-flammable.
- Impact Resistant.
- Moisture and Water Resistant, Mold Resistant.
- Eco-Friendly Manufacturing and Non-Hazardous.

### SPECIFICATIONS

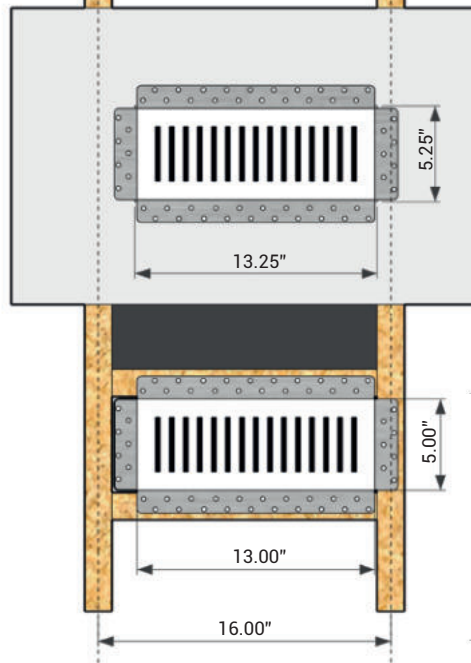
- Over 12.4 square inches (80.5 square centimeters) of open area.
- Slot Size: 0.26" x 3" (6.6mm x 76.2mm).
- 16 rectangular straight vertical slots.
- Overall dimensions are 15.5" x 7.5" x 0.5" (393.7mm x 190.5mm x 12mm).
- Product weight is 1.25 pounds (0.55 kilograms)

For a complete list of options visit [www.BestAccessDoors.ca](http://www.BestAccessDoors.ca)

### DIMENSIONS AND APPEARANCE

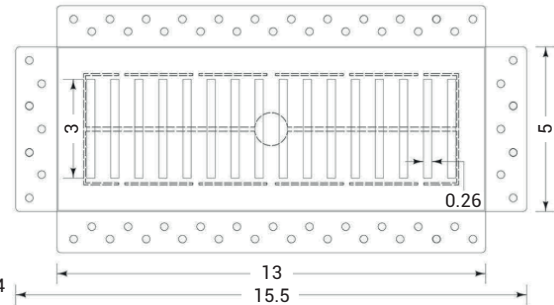
>> [CLICK TO VIEW ADDITIONAL DETAILS AND PRICING <<](#)

CUT YOUR DRYWALL OPENING TO 13.25" X 5.25" TO FIT THE FRAME INSIDE. CENTER OVER 4x12 BOOT.



#### MATERIAL INFORMATION:

Raw Material: cement, fibres, quartz sand, non-hazardous fillers.  
 Density: 1.0 <math>D \le 1.2 \text{ g/cm}^3</math>  
 Asbestos Content: 100% asbestos-free  
 Fire resistance: non-combustible  
 Water Absorption:  $\le 40\%$   
 Resistant Bending Strength:  $\le 10.5 \text{ MPa dry}$   
 Moisture Movement: 0.25 %  
 Freeze Thaw: No distortion after 25 repeated cycles of freezing and thawing .



### PROJECT DATA

Custom Sizes Available - Fast!

Scan or Click



PROJECT NAME :	QTY	W	H	OPTIONS
ARCHITECT :				
DEALER :				
CONTRACTOR :				
LOCATION :	SPECIAL INSTRUCTIONS :			
DATE :	SUBMITTAL APPROVAL : (signature or stamp)			
TAGGING INSTRUCTIONS :				

To view Pricing and Additional Product Info.



TELEPHONE:  
1-800-483-0823  
FAX:  
1-888-828-6021



385 WILSON STREET EAST,  
SUITE 302  
ANCASTER, ON, L9G 2C1  
CANADA



WEBSITE:  
[www.BestAccessDoors.ca](http://www.BestAccessDoors.ca)  
E-MAIL:  
[info@bestaccessdoors.ca](mailto:info@bestaccessdoors.ca)

# BAC-IG- MAG-S4X12

## 4" X 12" INVISAGRILLE REMOVABLE WALL AND CEILING SUPPLY VENT

### AIRFLOW DATA

			Core Velocity (FPM)		300	400	500	600	700	800	1000	1200	1400
Opening Width (in.)	Opening Height (in.)	Core Area (ft <sup>2</sup> )	Core Velocity Pressure ("wc)		0.006	0.010	0.016	0.022	0.030	0.040	0.062	0.090	0.122
11	3	0.2292	Flow (CFM)		45	60	75	90	105	120	150	180	210
			Static Pressure ("wc)		0.014	0.024	0.038	0.054	0.074	0.096	0.150	0.217	0.295
			Throw (ft) (150 100 50)		3 5 11	5 7 15	6 9 19	7 11 23	8 13 27	10 15 32	19 40	15 23 49	18 27 57

CUT YOUR DRYWALL OPENING TO 13.25" X 5.25"  
TO FIT THE FRAME INSIDE.  
CENTER OVER 4x12 BOOT.

